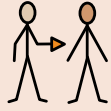




Toasted Sandwiches



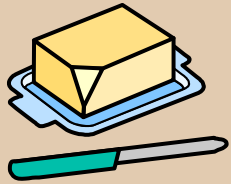
ingredients



you



need




butter


2




2 slices of bread



cheese



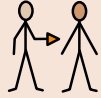
tomato puree



beans



equipment




you




need



plate



knife



chopping board

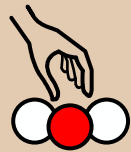


toasted machine





alamy Image by Alamy
www.alamy.com



Choose




filling



Grab

2



2 slices of bread and



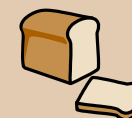
butter.



Spread




butter with a knife



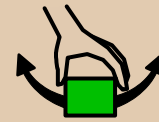
onto bread.




Slice



cheese









(if using).




turn on





toasted machine

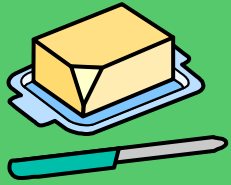
 -  use  to
 caution - very hot use tongs to
  to the 
 add bread to the toasted machine




 put

 
 butter bread side

 
 onto toasted machine




butter


2



2 slices of bread



cheese




tomato puree



beans



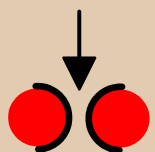

Place



other filling



on top.




close



sandwich




with



bread



butter



side



up




on top

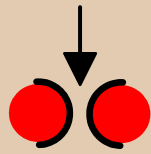


caution

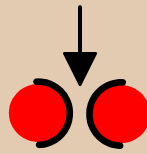
-



very hot






close





close





toasted machine




 -  use  or

 to  remove



 cook for 2-3  minutes


cook

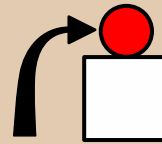
 →  until  golden brown




put




toasted sandwich



onto



a plate



Enjoy