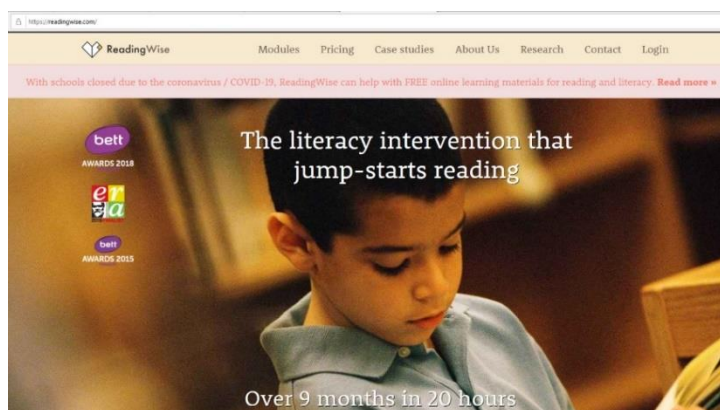


English – Reading

Instructions for where to find these two websites are in the previous home learning booklets.



Remember to use your Reading Wise login (if you have one) and do 10 minutes of focussed phonics/reading a day.



Remember to use the Games to Learn English website to help with building sentences and learning about grammar.









<https://storytellerwebsite.wordpress.com/>

Listen to the story 'The Elves and the Shoemaker' then answer the following questions.

English – Reading – Reading Comprehension

Read the cartoon and answer the questions.

		
<p>Tom sat down. It was raining. He was cold. His coat had a hole in it and it was muddy.</p>	<p>He did not know what to do. He was only 16 and he had no home. That made him feel glum.</p>	<p>He was hungry. He did not have any money for food. His hands shook.</p>
		
<p>Tom was given help. They gave him hot soup. That made him feel happy.</p>	<p>They gave Tom a drink of tea. It warmed him up. He felt cared for.</p>	<p>They gave Tom a box. He could sleep on this and be dry. Maybe things would get better.</p>

1. Put an **X** beside statements which are true or false.

Statement	True	False
The boy is called Tom		
Tom is wet		
Tom is given cold food		
Tom likes the food		
Tom sleeps in the bed		

2. In the cartoon Tom is described as 'glum'. Complete the sentences below.

The word glum means.....

It is used to describe Tom because

3. Choose two words to describe Tom from the boxes below and say why you choose them.

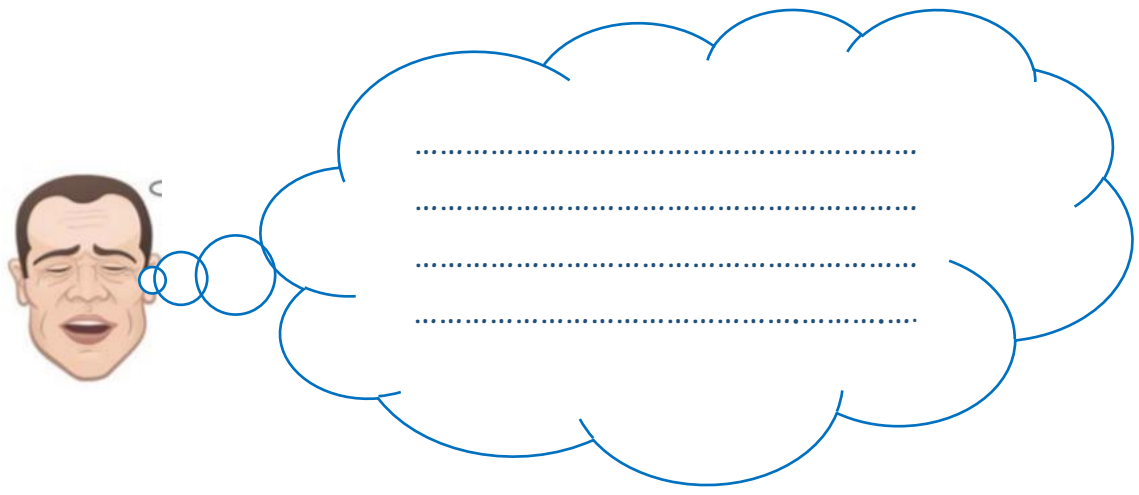
Happy	Money	Wet	Hungry
Box	Sad	Soup	Raining

Word	Reason
.....
.....

4. What season was the cartoon set? Explain your answer.

Season	Word/phrase which shows this	Explain
.....

5. Write a little paragraph to explain why Tom thinks “Maybe things would get better”.



English – Speaking and Listening

What to do:

- Look at the picture.
- Answer the questions.
- You don't have to write the answers down, just talk about what you see with someone in your house.



Fox is doing some shopping.
What shop is he in?

What has he already bought,
what's in his shopping bag?

What is Fox reading?

There's a poster on the wall,
it's a map of a country. What
country is it?

What are those things hanging
up behind the counter?

Describe what Fox is wearing.

What shapes make up the
pattern in the floor?

You decide:

What shops do you think Fox is going to visit after he's left this one?

What is he going to buy in those shops?

How is Fox going to travel home?

English – Writing – Writing a Description

Follow the instructions to help you write a description of the monster.



Choose the words that describe the monster and write them down in a list.

green red blue
yellow

happy angry sad
annoyed

mean friendly helpful

Using the words you've just listed:

Write **five** sentences to describe the monster.

Example:

The monster is short and hairy.

Give the monster a name

What has happened to this monster to make him pull this face?

Write a short story about what happened to the monster.

Example:

Fred woke up happy, got out of bed and went to the bathroom to take a shower. After blow drying and combing his lovely red fur he set out for a walk around the pond. Half way round the pond Fred tripped over a twig and fell head first into the pond. Fred was covered in green slime and very angry that he'd have to go home and take another shower.

English – Writing – Write an Alphabet poem

Write a poem by using **FOUR** letters of the alphabet by writing a sentence and trying to make the last words rhyme. Can you draw a picture to match each of your letters?

Have a go at different combinations of letters – it doesn't always need to be 4 consecutive letters – pick 4 at random!

A is for **apple** that
swings on the tree.



B is for **Ben** who
runs wild and free.



C is for **cat** with his
tail in the air.



D is for **Doris** with
her long flowing hair.



English – Writing- Writing a short cartoon strip

Have a go at writing a story in the style of a cartoon strip. Make sure you include enough detail for the story to make sense, and still write in sentences.



.....

.....

.....

.....

.....

.....

.....

.....

.....

.....



.....

.....

.....

.....

.....

.....

.....

.....

.....

.....

English – Writing – Grammar

Have a go at writing sentences for each of the different types of words – verbs, nouns and adjectives.

Verbs are doing words, they tell us about an action.

Run

Win

Cook

Climb

Wait

Buy

Jump

Fall

*My dog can **jump** really high.*

*I can **jump** down from the wall.*

*Loud noises make me **jump**.*

Wash

Ride

Think

Dream

Clap

Watch

Smell

A noun is a naming word.

Person

Lucy
footballer
doctor
teacher
boy
singer

Place

school
London
shop
library
beach
England

Thing

book
cat
pencil
television
trousers
chair

Think of **ten** more words for each **noun** group and write them down.

Create some sentences using one word from each noun group.

- *Lucy's **cat** went to the **library**.*
- *The **boy** found a lost **book** at the **beach**.*
- *Ryan's **teacher** from **school** sat on the **chair** and it broke.*

Adjectives describe the noun

What words can we use to describe the cat?

- furry
- fluffy
- soft
- friendly
- playful
- brown
- stripy
- small
- happy
- female
- clean
- quiet
- nosey
- curious



The adjectives help to tell us more about the cat.

Take a walk around your house or garden and try to describe the things you see.

- A large tree
- A barking dog
- A square cardboard box
- A red shirt

Think of some adjectives to describe and tell us more about these things:

