

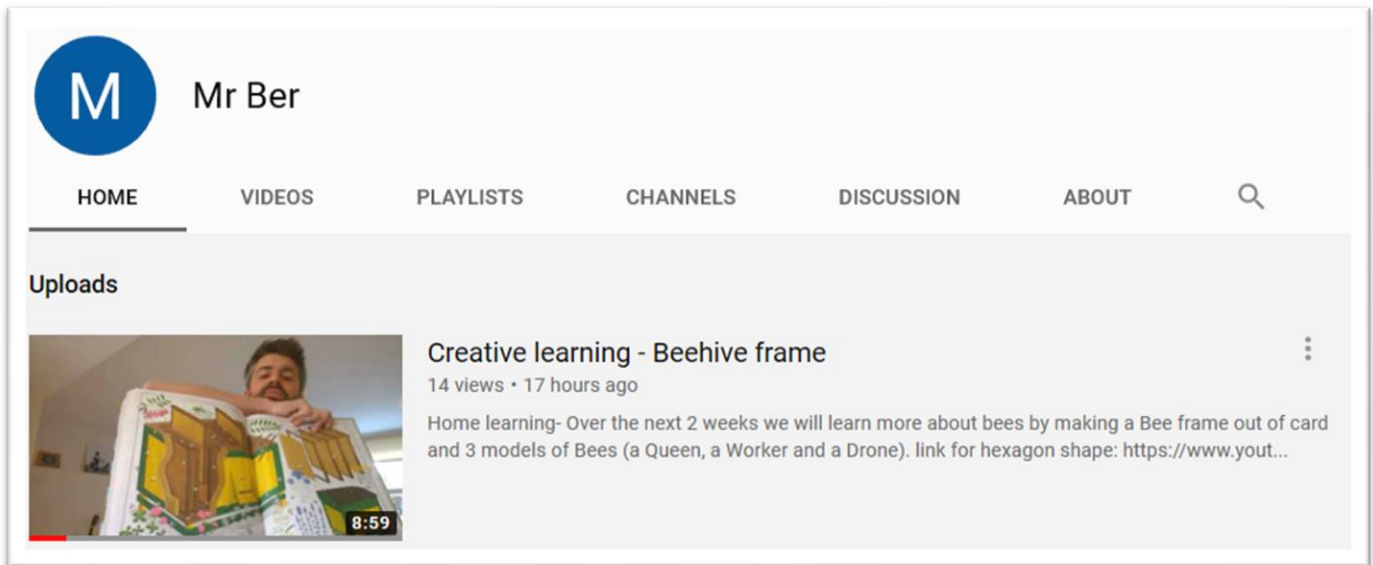


## Creativity – DT with Ber

Our very own Ber has set up a YouTube channel to help you create things at home, linked to learning that has taken place at school. We appreciate that you will not have lots of resources available at home, so have tried to keep creative projects as simple as possible, using things you can find around the house i.e. packaging and colouring pencils/pens.

Find the video tutorial on YouTube – search for Mr Ber:



## Creativity – Shadow Puppets

### What you will need:

- A torch or phone with a torch
- Your hands
- A plain wall
- Coloured card or stiff paper
- Pencils or drinking straws
- Sellotape
- Scissors

### What to do:

- Turn on the torch and shine it at an empty wall
- Draw the curtains if the room isn't dark enough.
- Follow the hand shapes to make some animal shadows.
- Make sure your hands are between the torch and the wall.

bird



dog



snail



rabbit



duck



spider



donkey



elephant

