

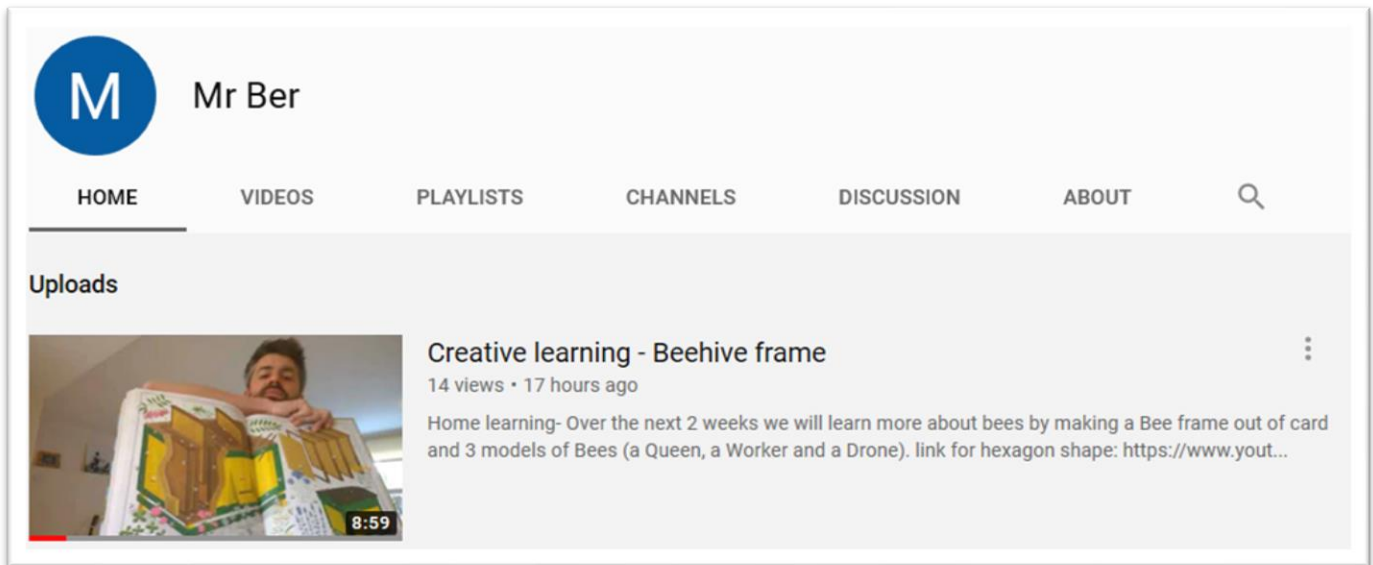


Creativity – DT with Ber

Our very own Ber has set up a YouTube channel to help you create things at home, linked to learning that has taken place at school. We appreciate that you will not have lots of resources available at home, so have tried to keep creative projects as simple as possible, using things you can find around the house i.e. packaging and colouring pencils/pens.

Find the video tutorial on YouTube – search for Mr Ber:



Creativity – Hand-Print Drawings

Have a go at drawing different animals by moving your hand into different positions and drawing around it. Have a go at the ones below. Can you think of anything else to do?



Creativity – Scribble Art Challenge

Have a go at creating a piece of scribble art. You will need a piece of paper and some colouring pens/pencils. With a black pen scribble over the page using long winding strokes. Then use your colours to colour in each of the gaps left – but be careful – you can't have two spaces next to each other being the same colour so plan wisely! If you want, you can cut it out at the end and mount on a different coloured piece of paper.

1.



2.



3.

