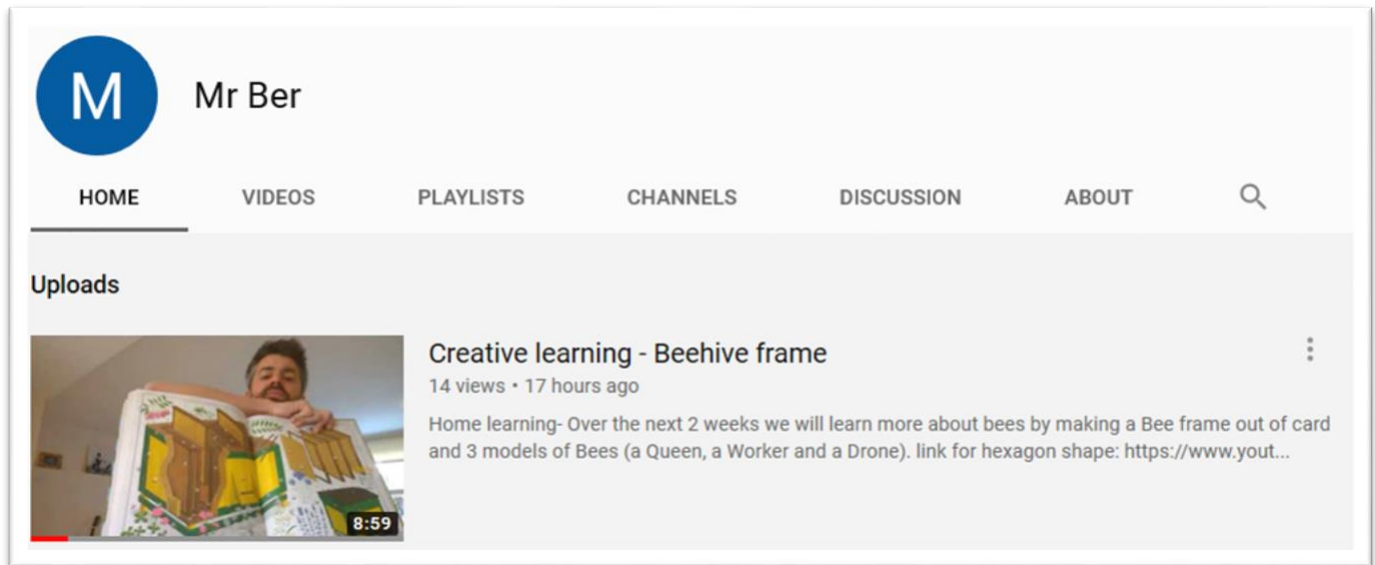


Creativity – Making a Beehive Frame

Our very own Ber has set up a YouTube channel to help you create things at home, linked to learning that has taken place at school. The first few weeks will be linked to Bees. We appreciate that you will not have lots of resources available at home, so have tried to keep creative projects as simple as possible, using things you can find around the house i.e. packaging and colouring pencils/pens.

Find the video tutorial on YouTube – search for Mr Ber:




The screenshot shows the YouTube channel page for 'Mr Ber'. At the top left is a blue circular profile picture with a white letter 'M'. To its right is the channel name 'Mr Ber'. Below this are navigation tabs: HOME (selected), VIDEOS, PLAYLISTS, CHANNELS, DISCUSSION, and ABOUT. A search icon is on the far right. Under the 'Uploads' section, a video titled 'Creative learning - Beehive frame' is featured. The video has 14 views and was uploaded 17 hours ago. The description reads: 'Home learning- Over the next 2 weeks we will learn more about bees by making a Bee frame out of card and 3 models of Bees (a Queen, a Worker and a Drone). link for hexagon shape: <https://www.yout...>'. The video thumbnail shows a man holding up a large, colorful paper model of a beehive frame. A duration of 8:59 is visible in the bottom right corner of the thumbnail.




Creativity – Drawing Skills

All you need is some paper and a pencil (and maybe something to colour with) to have a go At drawing. Use the step by step guides. Students could draw each image a number of times and see if they can get better each time. Find more at www.activityvillage.co.uk

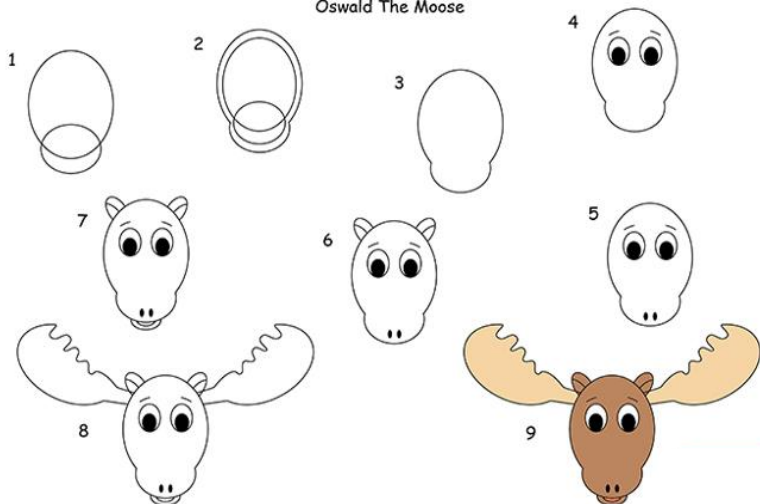
Learn to Draw a Chick



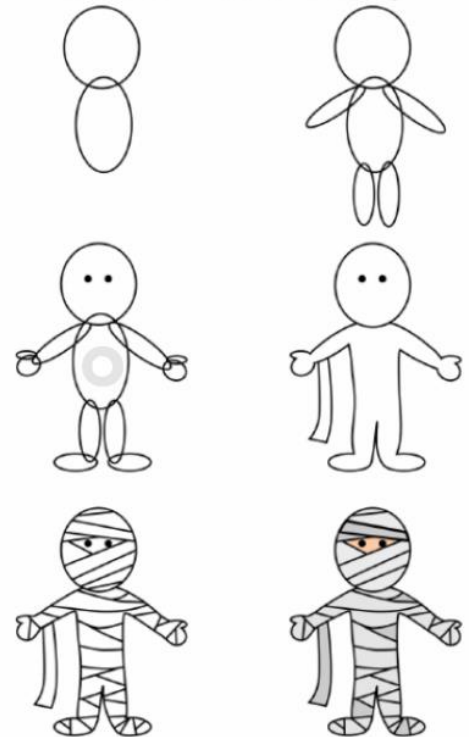
Learn to Draw an Elephant



Oswald The Moose




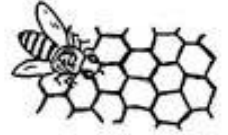
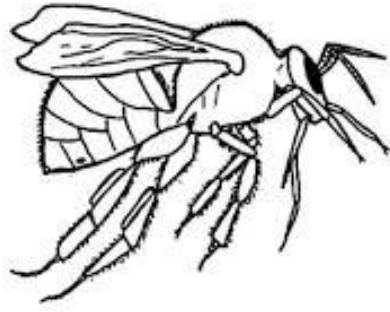
Learn to Draw a Mummy

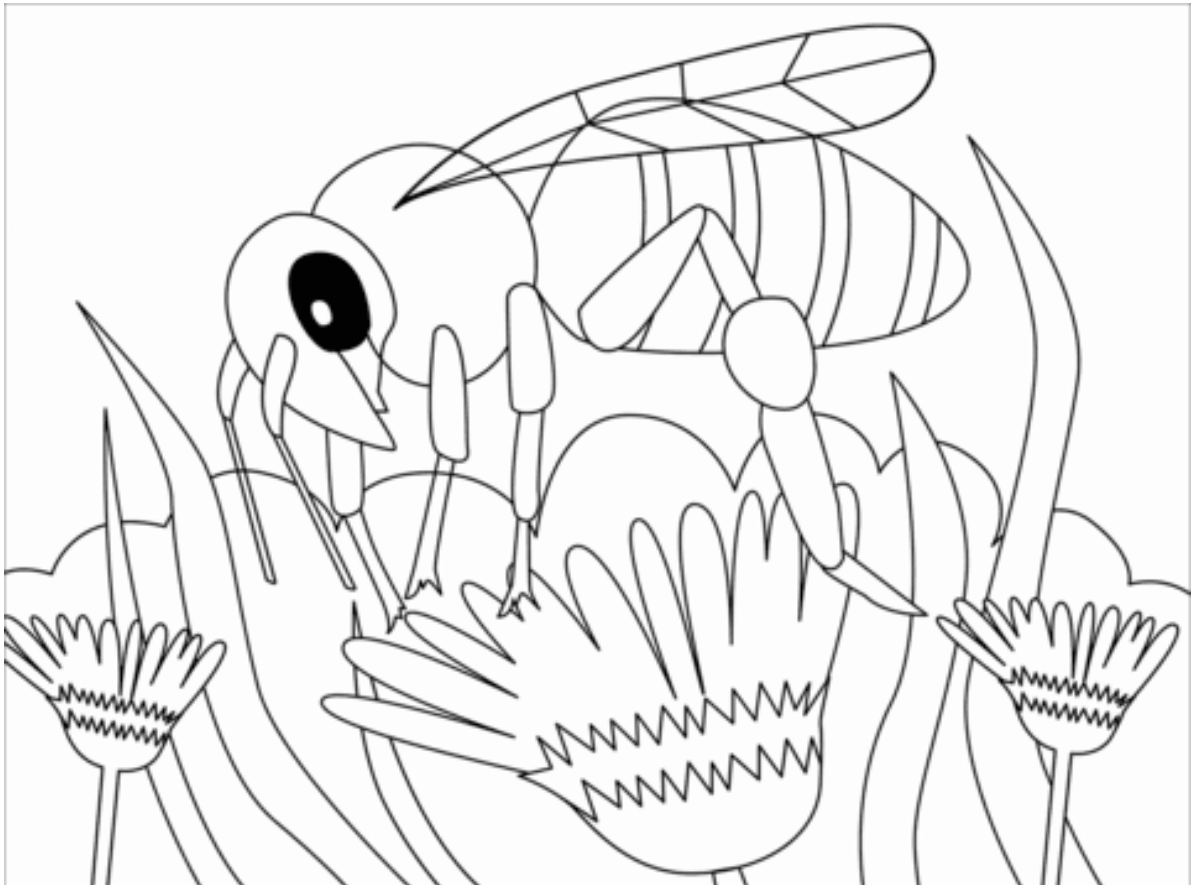



Creativity – Colouring Pages

If you are able to access a printer, see below for colouring pages to print and complete linked to the theme of 'Bees', which students have been studying at school. As many of you will know, we have our own Charlton Park Bees, which students have opportunity to take care of and collect honey from. Lots of Design Technology lessons also feature work based on Bee's living conditions and pollination.









BAYMOON STUDIO COPYRIGHTED 2016